



Digital Home Learning Day Wed., May. 20, 2020  
Kindergarten  
Mrs. McIntosh's Class

Wednesday, May 20, 2020

Hello Kindergarten Families!

I hope we get to see even more of you this Friday at 10:30! The topic for this week will be share your favorite game! Tell us about it and why you like playing it.

There will be no more Friday activities posted.

As always, each school day I will be available through email or text on Parent Square from 9:00 am to 2:00 pm. However, I will try to answer questions outside those times if I can. Sometimes my house (and kids) gets a little crazy and it gets tricky! But I will do my best.

Please have your students log onto Seesaw for today's morning message and respond to our daily topic!

Thank you

Mrs. McIntosh

[amcintosh@murrayschools.org](mailto:amcintosh@murrayschools.org).

Subject	Assignment Directions
ELA-Reading	<p>1 - Read to your child for 20 min</p> <p>2 - Have your child read the passage assigned on Seesaw, and answer the questions. Have your student read it through one time first. Then read it one more time to record reading to me! After you are done recording, press pause and fill in the answers before pushing done. You can fill in the answers with a pencil or by pushing the big T by the microphone to type.</p> <p>3 - Log on and work on Lexia for 20 minutes. See how many units you can pass off in that time! You can access Lexia through Clever. <a href="https://clever.com/in/mcsd-utah">https://clever.com/in/mcsd-utah</a> The app icon looks like this.</p>


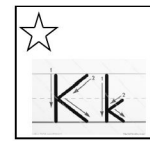

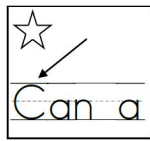


## ELA-Writing

### 2- Silly Sentences

Look at the 2 sentences below. They don't look quite right.... Rewrite the sentences CORRECTLY. See if you can catch all the mistakes! Remember to check for all our 5 star writing rules!

- Use uppercase and lowercase letters appropriately.
- Use punctuation appropriately.
- Leave spaces between each word
- Make sure your writing is nice and neat and easy to read. Letters should be in the writing lines correctly.
- Make sure your sentence makes sense. Did you get all the words in there?



Email me a picture of your corrected sentences.

1. ilike to swim in THE summer?
2. Let's Go To thebeach

## Math

1 -Today we will review graphing and patterns. Log into Seesaw and complete the 2 activities assigned.

## Science/Social Studies

1-Talk to an adult about what day of the week it is. Tell them today's date with day, month, date, and year. (Example: Today is Monday, April 6, 2020) Talk about the weather. What does it feel like outside? What does it look like outside? How does that help you decide what to wear today? What season are we in?

If you have your wipe off calendar board you can write your date in on that and practice showing today's number in different ways.

2- Today we will learn about how things glow! Go to Seesaw, watch the video, and tell me what you learned!

## Other

### Draw it Wednesday:

Let's Draw a sand castle!

Have some fun drawing your own along with the video! I would LOVE to see your pictures if you want to email them to me with your homework today. But you don't have to send this one if you don't want to.

<https://www.youtube.com/watch?v=3lUG-VqInpo>

## 30 At-Home Brain Breaks

5 min break	15 minute break	30 minute break
GoNoodle Videos on YouTube	Sidewalk Chalk	Play outside
Jump rope	Watercolor painting	Bake a special sweet treat (with an adult)
Play-Doh sculptures	Play outside	Play with your favorite toys
Color a picture	Ride a bike	Make a fort out of sheets and pillows
Dance Party to your favorite song	Play hide and seek with your sibling	Play a card game (Go Fish!, Old Maid, etc.)
Sing your favorite song and make up silly dance moves	Build a LEGO sculpture	Play a board game with your sibling(s) or parent(s)
Kid's Yoga YouTube video	Read your favorite book	Create and complete a nature scavenger hunt
Do 5 different exercises for 1 minute each	Fly a kite outside	Make a craft from recycled & upcycled materials
Build a paper airplane and fly it down the hall or outside	Take pictures of nature in your front and back yard	Make an obstacle course with simple toys and complete it
Look at your favorite picture book	Take turns telling silly jokes with your sibling(s) or parent(s)	Play dress up

Name: \_\_\_\_\_

# 5 Star Writing

Large empty rectangular box for writing.

Five sets of handwriting lines, each consisting of a solid top line, a dashed middle line, and a solid bottom line.

