



Digital Home Learning Day Mon., May. 18, 2020
Kindergarten
Mrs. McIntosh's Class

Monday, May 18, 2020

Hello Kindergarten Families!

Welcome back! I hope you all had a nice weekend.

*I hope your kiddo had so much fun on our zoom class round up on Friday! I loved seeing and talking to so many of the students! I hope we get to see even more of you this Friday at 10:30! **The topic for this week will be to share with us what your favorite game is! Tell us about it and why you like to play it!***

As always, each school day I will be available through email or text on Parent Square from 9:00 am to 2:00 pm. However, I will try to answer questions outside those times if I can. Sometimes my house (and kids) gets a little crazy and it gets tricky! But I will do my best.

Please share this Monday announcements video From Mrs. Burnside with your kiddo.

<https://www.youtube.com/watch?v=L9LATvRa8Lk&feature=youtu.be>

Thank you

Mrs McIntosh

amcintosh@murrayschools.org.

Subject

Assignment Directions

ELA-Reading

1 - Read with your student for 20 min.

2 - Reading Comprehension Practice:

Have your child read the passage assigned on Seesaw, and answer the questions. Be sure to record yourself reading to me!

3- Middle Sound Practice:

Complete the activity assigned on Seesaw

4 - Log on and work on Lexia for 20 minutes. See how many units you can pass off in that time! You can access Lexia through Clever.

<https://clever.com/in/mcsd-utah> The app icon looks like this.




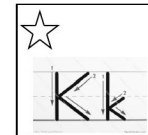


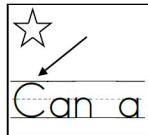
ELA-Writing

1- Have you ever wondered about how things are made? Like how about a pencil, or glass, or even your toys? How are they created? Today I want you to write me a sentence telling me what item you have wondered about how it is made. Your sentence could start out like:

"I would like to learn how _____ is made."

When you are done check for all the 5 star writing components.

- Use uppercase and lowercase letters appropriately.
- Use punctuation appropriately.
- Leave spaces between each word
- Make sure your writing is nice and neat and easy to read. Letters should be in the writing lines correctly.
- Make sure your sentence makes sense. Did you get all the words in there?



Parents please let your students sound out their words in their sentences by themselves! Please don't tell them how to spell all the words. Part of the writing process is for them to first learn to spell phonetically and then we will slowly learn spelling rules.

After you are done with your writing, illustrate your sentence.
Email me a picture of your work.

Math

1 - This week we will be reviewing different math concepts from the year. Today we will be reviewing shapes! Go to Seesaw and complete the 2 shape activities.

2- Practice counting to 100 by ones with no mistakes! If you can already count to 100 see how much higher you can count!

Science/Social Studies

1- Talk to an adult about what day of the week it is. Tell them today's date with day, month, date, and year. (Example: Today is Monday, April 6, 2020) Talk about the weather. What does it feel like outside? What does it look like outside? How does that help you decide what to wear today? What season are we in?

2- Have you ever wondered about how things are made? Like how about a pencil, or glass, or even your toys? How are they created?

This week we are going to explore how different things are made.

Go to the Seesaw lesson about how pencils are made. Watch the video and then leave me a video message about something you thought was cool or something you learned from the video.

Other

Monday Music :

Hi Kindergarten!

Today you will be creating a song. But it will be a little different! You will create a song using items around your house! I'm so excited to hear about what you do! If you want, you can even send me a video so I can see what you come up with to bbleazard@murrayschools.org! Watch this video for a great example of what this guy does to make music! I'm so excited to hear what you come up with!

Good luck, my friends!

-Miss Bleazard

<https://www.youtube.com/watch?v=7tcv4D2-acQ>

30 At-Home Brain Breaks

5 min break	15 minute break	30 minute break
GoNoodle Videos on YouTube	Sidewalk Chalk	Play outside
Jump rope	Watercolor painting	Bake a special sweet treat (with an adult)
Play-Doh sculptures	Play outside	Play with your favorite toys
Color a picture	Ride a bike	Make a fort out of sheets and pillows
Dance Party to your favorite song	Play hide and seek with your sibling	Play a card game (Go Fish!, Old Maid, etc.)
Sing your favorite song and make up silly dance moves	Build a LEGO sculpture	Play a board game with your sibling(s) or parent(s)
Kid's Yoga YouTube video	Read your favorite book	Create and complete a nature scavenger hunt
Do 5 different exercises for 1 minute each	Fly a kite outside	Make a craft from recycled & upcycled materials
Build a paper airplane and fly it down the hall or outside	Take pictures of nature in your front and back yard	Make an obstacle course with simple toys and complete it
Look at your favorite picture book	Take turns telling silly jokes with your sibling(s) or parent(s)	Play dress up

Name: _____

5 Star Writing

Handwriting practice lines consisting of multiple sets of three horizontal lines (top, middle dashed, bottom).

